

18

2012

002449

2012 8 14

1

| | | | |
|--|----|------------------|------------------|
| | | | |
| | | | |
| | 1 | 1,655,933,590.16 | 1,448,716,264.56 |
| | | 0.00 | 0.00 |
| | | 0.00 | 0.00 |
| | | 0.00 | 0.00 |
| | 3 | 104,630,503.68 | 76,050,137.38 |
| | 6 | 225,827,584.22 | 210,086,717.91 |
| | 8 | 93,091,491.33 | 94,949,425.99 |
| | | 0.00 | 0.00 |
| | | 0.00 | 0.00 |
| | | 0.00 | 0.00 |
| | 5 | 5,780,749.79 | 7,659,353.69 |
| | | 0.00 | 0.00 |
| | 7 | 16,244,085.87 | 15,739,980.27 |
| | | 0.00 | 0.00 |
| | 9 | 292,002,851.33 | 275,435,878.23 |
| | | 0.00 | 0.00 |
| | | 0.00 | 0.00 |
| | | 2,393,510,856.38 | 2,128,637,758.03 |
| | | | |
| | | 0.00 | 0.00 |
| | | 0.00 | 0.00 |
| | | 0.00 | 0.00 |
| | | 0.00 | 0.00 |
| | 15 | 82,553,765.18 | 81,979,750.00 |
| | | 0.00 | 0.00 |
| | 17 | 319,957,534.92 | 346,501,275.06 |
| | 18 | 320,916,897.66 | 75,034,807.56 |
| | 19 | 163,540.68 | 163,504.01 |
| | | 0.00 | 0.00 |
| | | 0.00 | 0.00 |
| | | 0.00 | 0.00 |
| | 23 | 60,564,520.51 | 50,318,524.49 |
| | | 0.00 | 0.00 |
| | | 0.00 | 0.00 |
| | 25 | 1,101,880.33 | 1,256,738.53 |
| | 26 | 3,645,354.24 | 3,568,028.66 |
| | | 0.00 | 0.00 |
| | | 788,903,493.52 | 558,822,628.31 |
| | | 3,182,414,349.90 | 2,687,460,386.34 |

| | | | |
|--|----|------------------|------------------|
| | | | |
| | | 0.00 | 35,000,000.00 |
| | | 0.00 | 0.00 |
| | | 0.00 | 0.00 |
| | | 0.00 | 0.00 |
| | | 0.00 | 0.00 |
| | | 0.00 | 0.00 |
| | 32 | 220,109,183.17 | 176,636,633.20 |
| | 33 | 27,242,476.79 | 30,185,120.08 |
| | | 0.00 | 0.00 |
| | | 0.00 | 0.00 |
| | 34 | 11,878,037.14 | 14,002,977.44 |
| | 35 | -12,834,903.48 | -12,558,246.78 |
| | | 0.00 | 73,930.30 |
| | 37 | 3,169,125.84 | 0.00 |
| | 38 | 17,225,674.10 | 13,706,159.33 |
| | | 0.00 | 0.00 |
| | | 0.00 | 0.00 |
| | | 0.00 | 0.00 |
| | | 0.00 | 0.00 |
| | | 0.00 | 0.00 |
| | | 0.00 | 0.00 |
| | | 266,789,593.56 | 257,046,573.57 |
| | | | |
| | | 0.00 | 0.00 |
| | 43 | 498,144,878.19 | |
| | | 0.00 | 0.00 |
| | | 0.00 | 0.00 |
| | | 0.00 | 0.00 |
| | | 0.00 | 0.00 |
| | 46 | 88,234,785.26 | 92,010,162.72 |
| | | 586,379,663.45 | 92,010,162.72 |
| | | 853,169,257.01 | 349,056,736.29 |
| | | | |
| | 47 | 430,000,000.00 | 215,000,000.00 |
| | 50 | 1,255,122,584.40 | 1,470,122,584.40 |
| | | 0.00 | 0.00 |
| | | 0.00 | 0.00 |
| | 51 | 51,393,244.83 | 51,393,244.83 |
| | | 0.00 | 0.00 |
| | 53 | 367,690,984.79 | 379,354,711.39 |
| | | 0.00 | 0.00 |
| | | 2,104,206,814.02 | 2,115,870,540.62 |
| | | 225,038,278.87 | 222,533,109.43 |
| | | 2,329,245,092.89 | 2,338,403,650.05 |
| | | 3,182,414,349.90 | 2,687,460,386.34 |

2

| | | | |
|--|---|------------------|------------------|
| | | | |
| | | | |
| | | 1,278,786,211.44 | 890,970,673.33 |
| | | 0.00 | 0.00 |
| | | 104,630,503.68 | 76,050,137.38 |
| | 1 | 227,652,484.38 | 209,442,201.82 |
| | | 11,042,270.70 | 6,082,307.74 |
| | | 4,156,234.29 | 2,741,600.06 |
| | | 0.00 | 0.00 |
| | 2 | 2,754,159.81 | 2,370,495.12 |
| | | 292,002,851.33 | 275,435,878.23 |
| | | 0.00 | 0.00 |
| | | 0.00 | 0.00 |
| | | 1,921,024,715.63 | 1,463,093,293.68 |
| | | | |
| | | 0.00 | 0.00 |
| | | 0.00 | 0.00 |
| | | 0.00 | 0.00 |
| | 3 | 524,446,633.43 | 513,872,618.25 |
| | | 0.00 | 0.00 |
| | | 312,115,099.66 | 338,964,764.80 |
| | | 67,039,545.58 | 30,531,217.30 |
| | | 0.00 | 0.00 |
| | | 0.00 | 0.00 |
| | | 0.00 | 0.00 |
| | | 0.00 | 0.00 |
| | | 46,659,837.59 | 47,290,454.55 |
| | | 0.00 | 0.00 |
| | | 0.00 | 0.00 |
| | | 401,095.04 | 447,375.26 |
| | | 3,025,767.89 | 2,949,759.88 |
| | | 0.00 | 0.00 |
| | | 953,687,979.19 | 934,056,190.04 |
| | | 2,874,712,694.82 | 2,397,149,483.72 |
| | | | |
| | | 0.00 | 35,000,000.00 |
| | | 0.00 | 0.00 |
| | | 0.00 | 0.00 |
| | | 214,330,856.09 | 185,764,041.73 |
| | | 27,242,476.79 | 30,185,120.08 |
| | | 7,563,695.24 | 11,397,458.65 |
| | | -14,411,521.54 | -15,086,528.43 |
| | | 0.00 | 73,930.30 |
| | | 0.00 | 0.00 |
| | | 16,318,502.41 | 12,500,266.02 |
| | | 0.00 | 0.00 |

| | | |
|--|------------------|------------------|
| | 0.00 | 0.00 |
| | 251,044,008.99 | 259,834,288.35 |
| | 0.00 | 0.00 |
| | 498,144,878.19 | 0.00 |
| | 0.00 | 0.00 |
| | 0.00 | 0.00 |
| | 0.00 | 0.00 |
| | 0.00 | 0.00 |
| | 28,234,785.26 | 32,010,162.72 |
| | 526,379,663.45 | 32,010,162.72 |
| | 777,423,672.44 | 291,844,451.07 |
| | 430,000,000.00 | 215,000,000.00 |
| | 1,255,122,584.40 | 1,470,122,584.40 |
| | 0.00 | 0.00 |
| | 0.00 | 0.00 |
| | 51,393,244.83 | 51,393,244.83 |
| | 360,773,193.15 | 368,789,203.42 |
| | 0.00 | 0.00 |
| | 2,097,289,022.38 | 2,105,305,032.65 |

| | | | |
|---|----|---------------|---------------|
| | 56 | 2,661,191.25 | 666,329.39 |
| | | 15,700,678.38 | 11,408,193.84 |
| | | 46,695,659.51 | 44,001,722.04 |
| | | -3,614,153.37 | -7,818,085.02 |
| | 59 | 2,124,093.18 | 1,597,349.60 |
| | | 0.00 | 0.00 |
| | 58 | -25,984.82 | 552,661.57 |
| | | -25,984.82 | 552,661.57 |
| | | 0.00 | 0.00 |
| - | | 40,556,387.18 | 75,117,726.41 |
| | 60 | 10,461,875.59 | 4,261,050.28 |
| | 61 | 11,807.81 | 364,102.97 |
| | | 5,353.40 | 61,330.76 |
| | | 51,006,454.96 | 79,014,673.72 |
| | 62 | 8,245,886.28 | 19,138,803.77 |
| | | 42,760,568.68 | 59,875,869.95 |
| | | 0.00 | 0.00 |
| | | 42,086,273.40 | 58,066,016.99 |
| | | 674,295.28 | 1,809,852.96 |
| | | -- | -- |
| | | 0.098 | 0.135 |
| | | 0.098 | 0.135 |
| | | 0.00 | 0.00 |
| | | 42,760,568.68 | 59,875,869.95 |
| | | 42,086,273.40 | 58,066,016.99 |
| | | 674,295.28 | 1,809,852.96 |

0.00

4

| | | | |
|--|--|----------------|----------------|
| | | | |
| | | 432,745,713.37 | 528,552,987.07 |
| | | 336,065,447.24 | 415,671,615.57 |
| | | 2,180,842.50 | 233,844.03 |
| | | 15,700,678.38 | 11,359,701.84 |
| | | 38,162,852.86 | 37,771,703.58 |
| | | 434,033.92 | -6,262,786.18 |
| | | 2,123,859.54 | 1,611,275.39 |
| | | 0.00 | 0.00 |
| | | 4,727,703.95 | 3,142,382.42 |
| | | -25,984.82 | 552,661.57 |
| | | 42,805,702.88 | 71,310,015.26 |
| | | 10,461,875.59 | 4,261,050.28 |
| | | 11,807.81 | 362,102.97 |
| | | 5,353.40 | 61,330.76 |

| | | | |
|--|--|---------------|---------------|
| | | 53,255,770.66 | 75,208,962.57 |
| | | 7,521,780.93 | 17,543,211.95 |
| | | 45,733,989.73 | 57,665,750.62 |
| | | -- | -- |
| | | 0.00 | 0.00 |
| | | 0.00 | 0.00 |
| | | 0.00 | 0.00 |
| | | 45,733,989.73 | 57,665,750.62 |

5

| | | | |
|--|--|----------------|----------------|
| | | | |
| | | | |
| | | 332,023,482.70 | 333,370,862.17 |
| | | 0.00 | 0.00 |
| | | 0.00 | 0.00 |
| | | 0.00 | 0.00 |
| | | 0.00 | 0.00 |
| | | 0.00 | 0.00 |
| | | 0.00 | 0.00 |
| | | 0.00 | 0.00 |
| | | 0.00 | 0.00 |
| | | 0.00 | 0.00 |
| | | 0.00 | 0.00 |
| | | 0.00 | 0.00 |
| | | 0.00 | 0.00 |
| | | 0.00 | 0.00 |
| | | 3,060,306.08 | 4,157,521.46 |
| | | 15,664,019.32 | 19,192,096.59 |
| | | 350,747,808.10 | 356,720,480.22 |
| | | 188,168,400.77 | 305,733,275.84 |
| | | 0.00 | 0.00 |
| | | 0.00 | 0.00 |
| | | 0.00 | 0.00 |
| | | 0.00 | 0.00 |
| | | 0.00 | 0.00 |
| | | 81,069,524.46 | 79,151,909.17 |
| | | 28,800,169.15 | 24,121,546.66 |
| | | 20,852,392.94 | 10,371,753.04 |
| | | 318,890,487.32 | 419,378,484.71 |
| | | 31,857,320.78 | -62,658,004.49 |
| | | | |
| | | 0.00 | 5,200,000.00 |
| | | 0.00 | 0.00 |
| | | 0.00 | 1,028.80 |

| | | |
|--|-----------------|----------------|
| | | |
| | 0.00 | 0.00 |
| | 0.00 | 0.00 |
| | 0.00 | 5,201,028.80 |
| | 240,243,338.29 | 89,662,340.83 |
| | 600,000.00 | 4,150,000.00 |
| | 0.00 | 0.00 |
| | 0.00 | 0.00 |
| | 0.00 | 0.00 |
| | 240,843,338.29 | 93,812,340.83 |
| | -240,843,338.29 | -88,611,312.03 |
| | | |
| | 5,000,000.00 | 200,000,000.00 |
| | 0.00 | 0.00 |
| | 0.00 | 0.00 |
| | 500,000,000.00 | 0.00 |
| | 3,973,052.38 | 2,927,616.96 |
| | 508,973,052.38 | 202,927,616.96 |
| | 35,000,000.00 | 0.00 |
| | 49,952,285.68 | 53,899,060.24 |
| | 0.00 | 0.00 |
| | 31,237,358.26 | 0.00 |
| | 116,189,643.94 | 53,899,060.24 |
| | 392,783,408.44 | 149,028,556.72 |
| | -9,520.13 | -580,139.23 |
| | | |

| | | |
|--|------------------|------------------|
| | 28,672,258.68 | -60,046,460.51 |
| | | |
| | 0.00 | 5,200,000.00 |
| | 4,753,688.77 | 2,589,720.85 |
| | 0.00 | 1,028.80 |
| | 0.00 | 0.00 |
| | 0.00 | 0.00 |
| | 4,753,688.77 | 7,790,749.65 |
| | 46,225,021.69 | 88,954,570.03 |
| | 10,600,000.00 | 404,150,000.00 |
| | 0.00 | 0.00 |
| | 0.00 | 0.00 |
| | 56,825,021.69 | 493,104,570.03 |
| | -52,071,332.92 | -485,313,820.38 |
| | | |
| | 0.00 | 0.00 |
| | 0.00 | 0.00 |
| | | |
| | 547,357,321.85 | 2,927,616.96 |
| | 547,357,321.85 | 2,927,616.96 |
| | 35,000,000.00 | 0.00 |
| | 49,952,285.68 | 53,899,060.24 |
| | 7,807,903.46 | 0.00 |
| | 92,760,189.14 | 53,899,060.24 |
| | 454,597,132.71 | -50,971,443.28 |
| | 1,749.11 | -459,599.63 |
| | 431,199,807.58 | -596,791,323.80 |
| | 844,868,880.22 | 1,343,846,763.77 |
| | 1,276,068,687.80 | 747,055,439.97 |


7

| | | | | | | | | | | |
|--|--------------|----------------|--|--|--------------|--|---------------|--|----------------|------------------|
| | | | | | | | | | | |
| | | | | | | | | | | |
| | | | | | | | | | | |
| | 215,000,000. | 1,470,122,584. | | | 51,393,244.8 | | 379,354,711.3 | | 222,533,109.43 | 2,338,403,650.05 |

| | 00 | 40 | | 3 | | 9 | | | |
|---|--------|---------|------|--------|------|---------|------|----------|-----------|
| | 215,00 | 1,470,1 | | 51,393 | | 379,35 | | 222,533, | 2,338,40 |
| | 0,000. | 22,584. | | ,244.8 | | 4,711.3 | | 109.43 | 3,650.05 |
| | 00 | 40 | | 3 | | 9 | | | |
| | 215,00 | -215,0 | | | | -11,66 | | 2,505,16 | -9,158,55 |
| | 0,000. | 00,000. | | | | 3,726.6 | | 9.44 | 7.16 |
| | 00 | 00 | | | | 0 | | | |
| | | | | | | 42,086, | | 674,295. | 42,760,5 |
| | | | | | | 273.40 | | 28 | 68.68 |
| | 0.00 | 0.00 | 0.00 | 0.00 | 0.00 | 0.00 | 0.00 | 0.00 | 0.00 |
| | | | | | | 42,086, | | 674,295. | 42,760,5 |
| | | | | | | 273.40 | | 28 | 68.68 |
| | 0.00 | 0.00 | 0.00 | 0.00 | 0.00 | 0.00 | 0.00 | 5,000,00 | 5,000,00 |
| | | | | | | | | 0.00 | 0.00 |
| 1 | | | | | | | | 5,000,00 | 5,000,00 |
| 2 | | | | | | | | 0.00 | 0.00 |
| 3 | | | | | | | | | |
| 1 | | | | | | | | | |
| 2 | | | | | | | | | |
| 3 | | | | | | | | | |
| 4 | | | | | | | | | |
| 2 | 5,000 | -2,000 | | | | | | | |
| 1 | 215,00 | 0 | | | | | | | |
| | 0 |). | | | | | | | |
| | | 0 | | | | | | | |

| | | | | | |
|-------------|-----------|---------------|----------------|----------------|------------------|
| 215,000,000 | 1,470,140 | 39,928,298.07 | 324,061,860.19 | 9,733,363.88 | 2,058,846,106.54 |
| 215,000,000 | 1,470,140 | 39,928,298.07 | 324,061,860.19 | 9,733,363.88 | 2,058,846,106.54 |
| | | | 4,316,016.99 | 200,083,372.39 | 204,399,389.38 |
| | | | 58,066, | | |

1

| | | | | |
|---|---|--------|--------|------|
| | | 000.00 | 000.00 | |
| 2 |  | | | |
| 3 | | | | |
| 4 | | | | |
| 1 | | | | |
| 2 | | | | 0.00 |

| | | | | | | | | |
|---|--------------------|----------------------|------|------|-------------------|------|--------------------|----------------------|
| | 0.00 | 0.00 | 0.00 | 0.00 | 0.00 | 0.00 | 0.00 | 0.00 |
| 1 | | | | | | | | |
| 2 | | | | | | | | |
| 3 | | | | | | | | |
| 4 | | | | | | | | |
| | | | | | | | | |
| 1 | | | | | | | | |
| 2 | | | | | | | | |
| | | | | | | | | |
| | 215,000, 000.00 | 1,470,12 2,584.40 | | | 39,928,2 98.07 | | 323,270, 433.25 | 2,048,32 1,315.72 |

1

| | | | | |
|---------------|--------|-----------|----------|----------|
| | | 2002 9 30 | | |
| | | 2002 73 | | |
| | | 2002 12 4 | | |
| 4406001008039 | | | 1,500 | |
| | 450 | 30 | 675 | 45 |
| | 9 | 375 | 25 | |
| 2003 3 20 | | | 2003 | |
| | 500 | | 9 | 169.50 |
| | | | 2,000 | 22.5% |
| 2004 9 30 | | | 2004 137 | |
| | | 2004 259 | | |
| | | | 22.5% | |
| 2005 3 30 | | 2005 | 2005 | |
| | 1,000 | | | |
| | | 400 | | 600 |
| | | 3,000 | | |
| 2006 12 11 | | | | |
| | 4,000 | | 2,619.99 | 65.50% |
| | | 120 | 3% | 1,260.01 |
| | 31.50% | | | |
| 2007 3 1 | | 2007 | | |
| | | | 2007 6 | |
| | | 754.19 | 18.85% | |

| | | | |
|-----------------|----------|--------|-----------|
| 294 | 7.35% | 172 | |
| 4.30% | 2,779.81 | 69.50% | |
| 2007 7 9 | | | |
| 2007 8 3 | | | |
| 440600000000669 | 16,000 | | |
| 2009 11 28 | 2009 | | |
| | 5,500 | 21,500 | 2010 6 1 |
| | 2010 751 | | |
| 002449 | 5,500 | | 21,500 |
| | (2010) | 19880 | |
| 2012 4 18 | 2011 | | 21,500.00 |
| , | 10 | 10 | 43,000 |
| 2 | | | |
| 3 | | LED | |

3

1 1 12 31

4

5

1

2

6

1

1

2

2

7

8

1

2

9

1

1

2

1

1

2

1

2

4

5

6

7**10****1**

| | |
|--|-----|
| | 200 |
| | |

2

| | | |
|--|--|-------|
| | | |
| | | 3 3 3 |
| | | 3 3 |
| | | 3 3 |

| | (%) | (%) |
|-----|------|------|
| 1 1 | 2% | 2% |
| 1 2 | 10% | 10% |
| 2 3 | 30% | 30% |
| 3 | | |
| 3 4 | 50% | 50% |
| 4 5 | 80% | 80% |
| 5 | 100% | 100% |
| | | |

3

12

1

1

2

2

3

4

13

14

1

2

3

| | | % | % |
|--|------|--------|-------------|
| | 20 | 5%-10% | 4.50%-4.75% |
| | 7-11 | 5%-10% | 9.00% |

| | | | |
|--|-----|--------|---------------|
| | | | |
| | 5-6 | 5%-10% | 15.83%-18.00% |
| | 5 | 5%-10% | 18.00%-19.00% |
| | 5 | 5%-10% | 18.00%-19.00% |
| | | | |
| | -- | -- | -- |
| | | | |
| | | | |
| | | | |
| | | | |
| | | | |
| | | | |

4**5****15****1****2**

3

16

1

2

3

3

4

17

18

19

1

2

3

4

5

6

20

1

2

3

21

22

1

2

23

1

2

3

4

24

25

1

2

1.

2

3

26

1

2

27

1

1

2

2

1

2

3

28

29

30

31

32

1

2

33

1

2

34

1

| | | |
|--|--|----|
| | | |
| | | 17 |

| | | |
|--|--|---------|
| | | |
| | | |
| | | 5 |
| | | 7% |
| | | 15% 25% |

2

2008 12 16

G 200844000097

2008 2010

15%

2011

GF201144000152

(2008 111)

2008

(2008 985) 2012 15%

3**1**

1

| | | | | | | | | | (%) | (%) | | | |
|--|--|--|--|----------------|--|-----|----------------|--|--------|--------|--|----------------|--|
| | | | | 2,000,000.00 | | | 16,488,113.75 | | 60% | 60% | | 9,179,498.11 | |
| | | | | 10,000,000.00 | | | 10,000,000.00 | | 100% | 100% | | 0.00 | |
| | | | | 600,000,000.00 | | | 600,000,000.00 | | 66.67% | 66.67% | | 201,012,584.55 | |
| | | | | 100,000,000.00 | | | 25,000,000.00 | | 60% | 60% | | 9,866,209.80 | |
| | | | | 15,000,000.00 | | LED | 15,000,000.00 | | 66.67% | 66.67% | | 4,979,986.41 | |

| | | | | | | | | | | | | | | |
|--|--|--|--|--|--|--|--|--|--|--|--|----------------|--|--|
| | | | | | | | | | | | | 225,038,278.87 | | |
|--|--|--|--|--|--|--|--|--|--|--|--|----------------|--|--|

2012 5 18

66.67%

1000

1500

LED

LED

2

3

2

3

1,500 2012 5 18
 66.67%

4

| | | |
|--|---------------|------------|
| | | |
| | 14,939,959.22 | -60,040.78 |

5

6

7

8

9

10**1**

| | | | | | | |
|-----|--------------|--------|------------------|--------------|--------|------------------|
| | | | | | | |
| : | -- | -- | 140,042.95 | -- | -- | 30,495.45 |
| | -- | -- | 140,042.95 | -- | -- | 30,495.45 |
| | | | | | | |
| | -- | -- | 1,550,395,621.38 | -- | -- | 1,366,717,298.08 |
| | -- | -- | 1,538,954,013.06 | -- | -- | 1,351,392,494.06 |
| D | 1,797,392.66 | 6.3249 | 11,368,328.84 | 2,363,092.44 | 6.3009 | 14,889,609.16 |
| HKD | 89,888.18 | 0.8152 | 73,278.64 | 536,813.70 | 0.8107 | 435,194.86 |
| E | 0.07 | 7.871 | 0.55 | | | |
| GB | 0.03 | 9.8169 | 0.29 | | | |
| | -- | -- | 105,397,925.83 | -- | -- | 81,968,471.03 |
| | -- | -- | 105,397,856.70 | -- | -- | 81,936,078.60 |
| D | 10.93 | 6.3249 | 69.13 | 5,140.92 | 6.3009 | 32,392.43 |
| | -- | -- | 1,655,933,590.16 | -- | -- | 1,448,716,264.56 |

1 6 30

2

2**1****2****3**

3**1**

| | | |
|--|----------------|---------------|
| | | |
| | 104,630,503.68 | 76,050,137.38 |
| | 104,630,503.68 | 76,050,137.38 |

2

3

| | | | | |
|--|------------|------------|---------------|----|
| | | | | |
| | 2012 01 30 | 2012 07 30 | 14,410,000.00 | |
| | 2012 02 15 | 2012 08 15 | 14,138,970.00 | |
| | 2012 05 15 | 2012 11 15 | 7,613,676.00 | |
| | 2012 02 28 | 2012 10 28 | 6,304,109.42 | |
| | 2012 03 05 | 2012 09 05 | 5,200,000.00 | |
| | -- | -- | 47,666,755.42 | -- |

75,878,604.63 .

4**5****1**

| | | | | |
|--|--------------|--------------|--------------|--------------|
| | | | | |
| | 7,659,353.69 | 5,901,536.81 | 7,780,140.71 | 5,780,749.79 |
| | 7,659,353.69 | 5,901,536.81 | 7,780,140.71 | 5,780,749.79 |

2

6

1

| | | (%) | | (%) | | (%) | | (%) |
|----|----------------|--------|--------------|-------|----------------|--------|--------------|-------|
| | 0.00 | | 0.00 | | 0.00 | | 0.00 | |
| 1. | 231,359,375.32 | 99.57% | 5,531,791.10 | 2.39% | 214,899,484.99 | 99.54% | 4,812,767.08 | 2.24% |
| | 231,359,375.32 | 99.57% | 5,531,791.10 | 2.39% | 214,899,484.99 | 99.54% | 4,812,767.08 | 2.24% |
| | 994,417.07 | 0.43% | 994,417.07 | 100% | 994,417.07 | 0.46% | 994,417.07 | 0% |
| | 232,353,792.39 | -- | 6,526,208.17 | -- | 215,893,902.06 | -- | 5,807,184.15 | -- |

| | | (%) | | (%) | | (%) | | (%) |
|-----|----------------|--------|--------------|----------------|--------|--------------|----|-----|
| 1 | -- | -- | -- | -- | -- | -- | -- | -- |
| | 224,453,679.10 | 97.02% | 4,489,073.58 | 211,133,570.34 | 98.25% | 4,222,671.41 | | |
| 1 | 224,453,679.10 | 97.02% | 4,489,073.58 | 211,133,570.34 | 98.25% | 4,222,671.41 | | |
| 1 2 | 5,802,331.38 | 2.5% | 580,233.14 | 3,229,898.98 | 1.5% | 322,989.90 | | |
| 2 3 | 605,288.23 | 0.26% | 181,586.47 | 42,953.72 | 0.02% | 12,886.12 | | |
| 3 | 498,076.61 | 0.22% | 280,897.91 | 493,061.95 | 0.23% | 254,219.65 | | |
| 3 4 | 408,200.84 | 0.18% | 204,100.42 | 467,433.04 | 0.22% | 233,716.52 | | |
| 4 5 | 65,391.40 | 0.03% | 52,313.12 | 25,628.91 | 0.01% | 20,503.13 | | |
| 5 | 24,484.37 | 0.01% | 24,484.37 | 0.00 | 0% | 0.00 | | |
| | 231,359,375.32 | -- | 5,531,791.10 | 214,899,484.99 | -- | 4,812,767.08 | | |

| | | | | |
|--|------------|------------|------|-----------------|
| | | | | |
| | 994,417.07 | 994,417.07 | 100% | 994,417.07 5 |
| | 994,417.07 | 994,417.07 | 100% | -- |

2

| | | | | |
|--|--|--|----|----|
| | | | % | |
| | | | -- | -- |

3**4****5****5****5**

| | | | | |
|----|----|---------------|----|--------|
| | | | | (%) |
| | | 16,816,115.20 | 1 | 7.24% |
| ,I | | 14,118,000.37 | 1 | 6.08% |
| | | 13,834,379.00 | 1 | 5.95% |
| | | 9,507,962.11 | 1 | 4.09% |
| | | 9,239,349.89 | 1 | 3.98% |
| | -- | 63,515,806.57 | -- | 27.34% |

6

7

8

7

1

| | | (%) | | (%) | | (%) | | (%) |
|----|---------------|--------|------------|-------|---------------|--------|------------|-------|
| | 10,500,000.00 | 64.04% | 0.00 | 0% | 10,500,000.00 | 66.04% | 0.00 | 0% |
| 1. | 5,897,091.70 | 35.96% | 153,005.83 | 2.59% | 5,385,232.83 | 33.87% | 159,652.56 | 2.96% |
| | 5,897,091.70 | 35.96% | 153,005.83 | 2.59% | 5,385,232.83 | 33.87% | 159,652.56 | 2.96% |
| | 0.00 | | 0.00 | 0% | 14,400.00 | 0.09% | 0.00 | 0% |
| | 16,397,091.70 | -- | 153,005.83 | -- | 15,899,632.83 | -- | 159,652.56 | -- |

| | | | | |
|--|---------------|------|----|----|
| | 10,500,000.00 | 0.00 | 0% | |
| | 10,500,000.00 | 0.00 | -- | -- |

| | | (%) | | | (%) | |
|-----|--------------|--------|------------|--------------|--------|------------|
| 1 | | | | | | |
| | 5,748,291.70 | 97.48% | 114,965.83 | 5,025,382.83 | 93.32% | 100,507.56 |
| 1 | 5,748,291.70 | 97.48% | 114,965.83 | 5,025,382.83 | 93.32% | 100,507.56 |
| 1 2 | 40,000.00 | 0.68% | 4,000.00 | 251,050.00 | 4.66% | 25,105.00 |
| 2 3 | 103,000.00 | 1.75% | 30,900.00 | 103,000.00 | 1.91% | 30,900.00 |
| 3 | 5,800.00 | 0.99% | 3,140.00 | 5,800.00 | 0.1% | 3,140.00 |
| 3 4 | 5,000.00 | 0.08% | 2,500.00 | 5,000.00 | 0.09% | 2,500.00 |
| 4 5 | 800.00 | 0.019% | 640.00 | 800.00 | 0.01% | 640.00 |
| 5 | 0.00 | 0% | 0.00 | 0.00 | 0% | 0.00 |
| | 5,897,091.70 | -- | 153,005.83 | 5,385,232.83 | -- | 159,652.56 |

2**3****4****5****5****5**

| | | | (%) |
|--|---------------|----|--------|
| | 10,500,000.00 | | 64.04% |
| | 10,500,000.00 | -- | 64.04% |

2011 109


6

| | | | | (%) |
|--|----|---------------|----|--------|
| | | 10,500,000.00 | 1 | 64.04% |
| | | 2,400,000.00 | 1 | 14.64% |
| | | 856,314.67 | 1 | 5.22% |
| | | 250,000.00 | 1 | 1.52% |
| | | 220,000.00 | 1 | 1.34% |
| | -- | 14,226,314.67 | -- | 86.76% |

7**8****9****8****1**

| | | | % | | % |
|------|----|---------------|--------|---------------|--------|
| Σ€ 1 | Σ€ | 91,357,611.84 | 98.14% | 94,165,492.16 | 99.17% |

| | 767,097.85 | 62,987.34 | | 233,423.36 | 596,661.83 |
|--|--------------|--------------|------|--------------|--------------|
| | | | | | |
| | 1,605,092.92 | 1,348,728.55 | | 1,383,716.07 | 1,570,105.40 |
| | | | | | |
| | | | | | |
| | | | | | |
| | 2,372,190.77 | 1,411,715.89 | 0.00 | 1,617,139.43 | 2,166,767.23 |

3

12

1

2

13

14

| | | | | | | | | | | | | | |
|--|--|--|--|-----|--------------|----|-----|-----|--------------|------------|--------------|-----------|------------|
| | | | | | | | (%) | (%) | | | | | |
| | | | | | | | | | | | | | |
| | | | | | | | | | | | | | |
| | | | | | | | | | | | | | |
| | | | | LED | 5,000,000.00 | MB | 30% | 30% | 2,045,047.02 | 131,663.10 | 1,913,383.92 | 86,106.41 | -86,616.08 |

15

1

| | | | (%) | (%) |
|--|-------------------|-------------------|-------------------|--------------|
| | 64,829,750.0 0 | 64,829,750.0 0 | 64,829,750.0 0 | 15% 15% |
| | 4,150,000.00 | 4,150,000.00 | 4,150,000.00 | 8.3% 8.3% |
| | 10,000,000.0 0 | 10,000,000.0 0 | 10,000,000.0 0 | 0.2% 0.2% |
| | 3,000,000.00 | 3,000,000.00 | 3,000,000.00 | 5% 5% |

2

| | | | | | | | | |
|------------|------|---|----|-----------|-------|------|-------------|------------|
| 1 | 2010 | 3 | 26 | | LED C | | | |
| | | | | | | | | LED |
| | | | | | | | 112,660,000 | |
| 51,863,800 | | | | 2.11 | | | 24,580,000 | |
| | | | | 12.00% | | | | |
| | | | | | | 2010 | 4 | 27 |
| | | | | | | | | 12,965,950 |
| | | | | 6,145,000 | | | | 15.00% |
| 2 | 2011 | 3 | 10 | | | | | |
| | | | | | 10000 | | 830 | 8.30% |
| 415 | | | | | | 2011 | 5 | 30 |
| 3 | 2011 | 9 | 14 | | | | | |
| | | | | | | 4000 | | 0.2% |
| | | | | 1000 | 4000 | | | |
| | | | | 6000 | 60% | 1500 | | 2011 |
| 10 | 25 | | | | | | | |
| | | | | 4 | | | | |
| LED | | | | | | | | |
| | | | | | | 6000 | | 20 |
| | | | | 300 | | | | |
| | | | | | 300 | | 5% | |
| 5 | 2011 | 9 | 20 | | | | | |

500

150

30%

60

2012

2 7

6

574,015.18

0.7%

16**1****2****17****1**

| | | | | |
|----|----------------|------|---------------|----------------|
| | | | | |
| | 571,592,820.36 | | 6,833,882.59 | 107,068.00 |
| | 83,878,810.42 | | 0.00 | 0.00 |
| | 464,873,092.08 | | 5,330,064.71 | 0.00 |
| | 7,514,440.50 | | 733,884.00 | 0.00 |
| | 5,800,895.52 | | 535,954.80 | 107,068.00 |
| | 9,525,581.84 | | 233,979.08 | 0.00 |
| -- | | | | |
| | 225,091,545.30 | 0.00 | 33,372,269.33 | 101,714.60 |
| | 29,606,494.25 | | 1,917,662.83 | 0.00 |
| | 181,908,985.39 | | 30,048,475.51 | 0.00 |
| | 2,813,248.90 | | 548,118.39 | 0.00 |
| | 3,570,806.17 | | 341,013.70 | 101,714.60 |
| | 7,192,010.59 | | 516,998.90 | 0.00 |
| -- | | | -- | |
| | 346,501,275.06 | | -- | 319,957,534.92 |
| | 54,272,316.17 | | -- | 52,354,653.34 |
| | 282,964,106.69 | | -- | 258,245,695.89 |

| | | | |
|--|----------------|------|----------------|
| | 4,701,191.60 | -- | 4,886,957.21 |
| | 2,230,089.35 | -- | 2,419,677.05 |
| | 2,333,571.25 | -- | 2,050,551.43 |
| | 0.00 | -- | 0.00 |
| | | -- | |
| | | -- | |
| | | -- | |
| | | -- | |
| | | -- | |
| | 346,501,275.06 | -- | 319,957,534.92 |
| | 54,272,316.17 | -- | 52,354,653.34 |
| | 282,964,106.69 | -- | 258,245,695.89 |
| | 4,701,191.60 | -- | 4,886,957.21 |
| | 2,230,089.35 | -- | 2,419,677.05 |
| | 2,333,571.25 | -- | 2,050,551.43 |
| | 33,372,269.33 | 0.00 | |

2

3

4

| | |
|--|------------|
| | |
| | 683,524.56 |
| | |
| | |

5

6

| | | |
|----|------|--|
| | | |
| 24 | 1983 | |

A

1

12,641,676.00


C6367733

| | | | | |
|---|----------------|------------|-----------|---------------|
| | | 2009 8 24 | 2012 8 24 | |
| 2 | 6,842,566.00 | | | C6367732 |
| | | 2009 8 24 | 2012 8 24 | |
| 3 | 109,965,009.00 | | | 30,000,000.00 |
| | 2008 11 17 | 2013 11 17 | | |
| | | | | 10,600 |

18**1**

| LED | 65,020,874.6 0 | 0.00 | 65,020,874.6 0 | 28,512,546.3 2 | 0.00 | 28,512,546.32 |
|-----|--------------------|------|--------------------|-------------------|------|---------------|
| | 691,147.98 | 0.00 | 691,147.98 | 691,147.98 | 0.00 | 691,147.98 |
| | 3,000.00 | 0.00 | 3,000.00 | 3,000.00 | 0.00 | 3,000.00 |
| C | 1,324,523.00 | 0.00 | 1,324,523.00 | 1,324,523.00 | 0.00 | 1,324,523.00 |
| | 253,577,352. 08 | 0.00 | 253,577,352. 08 | 44,203,590.2 6 | 0.00 | 44,203,590.26 |
| | 300,000.00 | 0.00 | 300,000.00 | 300,000.00 | 0.00 | 300,000.00 |
| | 320,916,897. 66 | 0.00 | 320,916,897. 66 | 75,034,807.5 6 | 0.00 | 75,034,807.56 |

2



3**4****5**

LED

19

| | | | | |
|--|------------|-------|------|------------|
| | | | | |
| | 163,504.01 | 36.67 | | 163,540.68 |
| | 163,504.01 | 36.67 | 0.00 | 163,540.68 |

20**21****1****2****22**

23

1

| | | | | |
|---|---------------|---------------|-------|---------------|
| | | | | |
| | 56,071,006.45 | 11,346,877.16 | 0.00 | 67,417,883.61 |
| 1 | 51,005,655.15 | 11,124,000.00 | 0.00 | 62,129,655.15 |
| 2 | 5,065,351.30 | 222,877.16 | 0.00 | 5,288,228.46 |
| | 5,752,481.96 | 1,100,881.14 | 0.00 | 6,853,363.10 |
| 1 | 3,901,995.54 | 609,698.40 | 0.00 | 4,511,693.94 |
| 2 | 1,850,486.42 | 491,182.74 | 0.00 | 2,341,669.16 |
| | 50,3 1 6 | | 6 , 2 | |

26

1

| | | |
|--|--------------|--------------|
| | | |
| | | |
| | 1,335,321.75 | 1,257,996.17 |
| | | |
| | | |
| | 2,310,032.49 | 2,310,032.49 |
| | 3,645,354.24 | 3,568,028.66 |
| | | |
| | | |
| | | |
| | | |

2

77,325.58

2.17%

27

| | | | | | |
|--|--------------|--------------|------|--------------|--------------|
| | | | | | |
| | 5,966,836.71 | 712,377.29 | 0.00 | | 6,679,214.00 |
| | 2,372,190.77 | 1,411,715.89 | 0.00 | 1,617,139.43 | 2,166,767.23 |
| | | | | | |
| | | | | | |

| | | | | | |
|--|--------------|--------------|------|--------------|--------------|
| | | 0.00 | | | 0.00 |
| | | | | | |
| | 0.00 | | | | 0.00 |
| | | | | | |
| | 0.00 | 0.00 | | | 0.00 |
| | | | | | |
| | | | | | |
| | 0.00 | 0.00 | | | 0.00 |
| | 0.00 | 0.00 | | | 0.00 |
| | | | | | 0.00 |
| | | | | | |
| | 8,339,027.48 | 2,124,093.18 | 0.00 | 1,617,139.43 | 8,845,981.23 |

28

29

1

| | | |
|--|------|---------------|
| | | |
| | | |
| | | |
| | | |
| | 0.00 | 35,000,000.00 |
| | | |
| | 0.00 | 35,000,000.00 |

2

30

31**32****1**

| | | |
|-----|----------------|----------------|
| | | |
| 1 | 219,647,019.81 | 176,384,004.80 |
| 1 2 | 341,349.56 | 231,828.40 |
| 2 3 | 102,813.80 | 2,800.00 |
| 3 | 18,000.00 | 18,000.00 |
| | 220,109,183.17 | 176,636,633.20 |

2**5 5****33****1**

| | | |
|-----|---------------|---------------|
| | | |
| 1 | 20,508,123.72 | 24,428,838.58 |
| 1 2 | | |

244,500.00
200,000.00

34

| | | | | |
|--|---------------|---------------|---------------|---------------|
| | | | | |
| | 13,799,113.42 | 68,543,674.43 | 70,629,431.73 | 11,713,356.12 |
| | 203,864.02 | 4,209,492.57 | 4,248,675.57 | 164,681.02 |
| | 0.00 | 6,997,716.73 | 6,997,716.73 | 0.00 |
| | 0.00 | 6,997,716.73 | 6,997,716.73 | |
| | 0.00 | 934,177.00 | 934,177.00 | 0.00 |
| | 0.00 | 299,964.38 | 299,964.38 | 0.00 |
| | 0.00 | 299,964.38 | 299,964.38 | 0.00 |
| | 14,002,977.44 | 80,985,025.11 | 83,109,965.41 | 11,8 |

36

| | | |
|--|--|--|
| | | |
| | | |
| | | |
| | | |
| | | |
| | | |

37

| | | | |
|--|----|------|----|
| | | | |
| | | 0.0 | |
| | !! | 0.00 | -- |

4

| | | | |
|--|---------------|---|--|
| | | | |
| | 2,743,174.56 | 5 | |
| | 6,843,932.40 | 5 | |
| | 1,000,000.00 | 1 | |
| | 10,587,106.96 | | |

39**40****1****2****3****41****42****1****2**

43

| | | | | | | | | | | |
|--|----------------|------------|------|--|----------------|--|--------------|--|--------------|----------------|
| | | | | | | | | | | |
| | 500,000,000.00 | 2012 04 27 | 04 5 | | 492,500,000.00 | | 5,644,878.19 | | 5,424,528.19 | 498,144,878.19 |

2011 12 23 2011 2084
5 5 2012 4 27 5
5 3 100
6.8%

2012 192

2012 6 21

112083

11

750

44**45****46**

| | | |
|-----|--------------|--------------|
| | | |
| LED | 3,095,864.70 | 3,424,689.06 |
| | 2,706,818.47 | 2,860,311.77 |

| | | | |
|--------|---------|--------------|--------------|
| 100 / | LED | 961,597.45 | 1,083,640.33 |
| 863 -- | LED | 876,840.62 | 976,926.56 |
| | | 936,385.02 | 984,644.76 |
| | LED | 412,513.38 | 460,264.10 |
| | LED | 390,674.06 | 422,674.04 |
| | | 1,048,757.89 | 1,178,130.55 |
| | | 1,066,899.63 | 1,201,949.97 |
| | | 91,757.36 | 93,228.05 |
| | | 107,191.80 | 117,431.82 |
| | () | 49,699.40 | 58,301.00 |
| | | 290,027.33 | 306,001.73 |
| | | 341,347.03 | 378,496.81 |
| | | 2,737,697.85 | 3,036,886.05 |
| | | 1,265,978.44 | 1,334,257.24 |
| | LED | 343,672.61 | 380,822.39 |
| | | 311,466.92 | 337,066.94 |
| | | 757,869.28 | 823,202.60 |
| | LED | 38,807.51 | 42,253.91 |
| | LED | 924,868.90 | 970,744.12 |
| | | 2,504,565.73 | 2,590,798.19 |
| | LED | 510,009.54 | 550,885.42 |
| (| LED | | 200,000.00 |
| | LED | 84,525.63 | 89,078.37 |
| | LED | 63,500.26 | 72,460.30 |
| | LED | 271,727.98 | 291,866.64 |
| | LED | 0.00 | 782,400.00 |
| | LED | | 500,000.00 |
| | LED | 539,000.00 | 599,000.00 |
| | LED | 1,519,106.99 | 2,004,250.00 |
| | LED | | 1,300,000.00 |
| | LED | 476,497.58 | 796,000.00 |
| | LED | 87,500.00 | 175,000.00 |
| | (LED) | | 700,000.00 |
| | LED | 3,244,258.91 | |

| | | |
|-----|---------------|---------------|
| LED | 60,000,000.00 | 60,000,000.00 |
| | 177,356.99 | 886,500.00 |
| | 88,234,785.26 | 92,010,162.72 |

| | | |
|------------|----------|------------|
| 2011 12 29 | 2011 222 | |
| - LED | | 1,000.00 |
| 1,000.00 | 600.00 | 755,741.09 |

47

| | | | | | | | |
|--|----------------|--|--|----------------|--|----------------|----------------|
| | | | | | | | |
| | 215,000,000.00 | | | 215,000,000.00 | | 215,000,000.00 | 430,000,000.00 |

3

| | | | |
|-------|----|------------|-------|
| 2011 | | 2011 12 31 | 21500 |
| 10 | 10 | | 21500 |
| 43000 | | | 21500 |

48

49

50

| | | | |
|--|------------------|--|------------------|
| | | | |
| | 1,470,122,584.40 | | 215,000,000.00 |
| | | | |
| | 1,470,122,584.40 | | 1,255,122,584.40 |

| | | |
|------|------------|-------|
| 2011 | 2011 12 31 | 21500 |
|------|------------|-------|

| | | | | | | |
|-------|----|----|--|-------|--|-------|
| | 10 | 10 | | 21500 | | 21500 |
| 43000 | | | | | | |

51

| | |
|--|------------|
| | |
| | 5103011130 |

| 2012 4 18 | 2011 | 2011 | 2011 12 31 |
|-----------|-------|-------|---------------|
| 21500 | 10 | 2.5 | 53,750,000.00 |
| | | 10 10 | 21500 |
| 21500 | 43000 | | |

54**1**

| | | | |
|--|----------------|-----------------|--------------|
| | | | |
| | 443,837,578.23 | (44,947,839.25) | \$1, , - .) |
| | 2,047,667.19 | | 1,169,561.02 |

1ž „

| | | | | |
|--|----------------|----------------|----------------|----------------|
| | 333,985,856.06 | 266,550,711.83 | 419,311,293.91 | 345,560,003.80 |
| | 109,851,722.17 | 73,199,365.65 | 125,629,595.60 | 75,147,516.44 |
| | 443,837,578.23 | 339,750,077.48 | 544,940,889.51 | 420,707,520.24 |

5

| | | (%) |
|--|----------------|--------|
| | 52,534,178.27 | 11.78% |
| | 43,699,400.68 | 9.8% |
| | 28,807,467.24 | 6.46% |
| | 21,272,021.37 | 4.77% |
| | 21,120,819.66 | 4.74% |
| | 167,433,887.22 | 37.55% |

100,225,205.11

18.35%

MD

55**56**

| | | | |
|--|--------------|------------|----|
| | | | |
| | 63,632.74 | 50,723.47 | |
| | 1,515,242.45 | 359,103.46 | |
| | 1,082,316.06 | 256,502.46 | |
| | | | |
| | 2,661,191.25 | 666,329.39 | -- |


1,994,861.86

299.38%

57

58

1



61

| | | |
|--|-----------|------------|
| | | |
| | 5,353.40 | 61,330.76 |
| | 5,353.40 | 61,330.76 |
| | | |
| | 0.00 | 0.00 |
| | 0.00 | 0.00 |
| | 0.00 | 300,000.00 |
| | 15.00 | 30.00 |
| | 6,439.41 | 742.21 |
| | 0.00 | 2,000.00 |
| | 11,807.81 | 364,102.97 |

62

| | | |
|--|--------------|---------------|
| | | |
| | 8,323,211.86 | 20,158,125.98 |
| | -77,325.58 | -1,019,322.21 |
| | | |
| | 8,245,886.28 | 19,138,803.77 |

63

1

| | | |
|---|----------------|-------------------|
| | | |
| | 42,086,273.40 | 58,066,016.99 |
| | 430,000,000.00 | 430,000,000.00(1 |
| / | 0.098 | 0.135 |
| | | |
| | | |
| | 215,000,000.00 | 430,000,000.00 |
| | 215,000,000.00 | |
| | | |
| | 430,000,000.00 | 430,000,000.00 |

1

9

2012

2

64

65

1

| | |
|--|---------------|
| | |
| | 8,127,220.45 |
| | 6,684,312.00 |
| | 852,486.87 |
| | 15,664,019.32 |

18.38%

2

| | |
|--|---------------|
| | |
| | 20,852,392.94 |
| | 20,852,392.94 |

101.05%

3

4

5

| | |
|--|--|
| | |
|--|--|

| | |
|--|--------------|
| | 3,973,052.38 |
| | 3,973,052.38 |

35.71%

6

| | |
|--|---------------|
| | |
| | 31,237,358.26 |
| | 31,237,358.26 |

66**1**

| | | |
|---|----------------|-----------------|
| | | |
| 1 | -- | -- |
| | 42,760,568.68 | 59,875,869.95 |
| | 2,124,093.18 | 1,597,349.60 |
| | 33,372,269.33 | 28,369,859.40 |
| | 1,100,881.14 | 715,609.31 |
| | 154,858.20 | 88,550.82 |
| | 5,353.40 | 33,893.77 |
| | | 0.00 |
| | | 0.00 |
| | 638,093.40 | 0.00 |
| | 25,984.82 | -552,661.57 |
| | -77,325.58 | -1,019,322.21 |
| | | 0.00 |
| | -16,361,549.56 | -71,409,072.15 |
| | -49,145,956.82 | -189,938,331.16 |
| | 17,260,050.59 | 109,580,249.75 |
| | | 0.00 |
| | 31,857,320.78 | -62,658,004.49 |
| 2 | -- | -- |
| | | |
| | | |
| | | |

| | | |
|---|------------------|------------------|
| 3 | -- | -- |
| | 1,550,535,664.33 | 1,365,340,422.27 |
| | 1,366,747,793.53 | 1,368,161,321.30 |
| | | |
| | | |
| | 183,787,870.80 | -2,820,899.03 |

2**3**

| | | |
|--|------------------|------------------|
| | | |
| | 1,550,535,664.33 | 1,366,747,793.53 |
| | 140,042.95 | 30,495.45 |
| | 1,550,395,621.38 | 1,366,717,298.08 |
| | | |
| | | |
| | | |
| | | |
| | | |
| | 1,550,535,664.33 | 1,366,747,793.53 |

67**1****2**

1**2**

| | | | | | | | | (%) | (%) | |
|--|--|--|--|--|--|----------------|--|--------|--------|------------|
| | | | | | | 2,000,000.00 | | 60% | 60% | 76102960-9 |
| | | | | | | 10,000,000.00 | | 100% | 100% | 56666875-5 |
| | | | | | | 600,000,000.00 | | 66.67% | 66.67% | 57016074-3 |
| | | | | | | 100,000,000.00 | | 60% | 60% | 58438011-4 |
| | | | | | | 15,000,000.00 | | 66.67% | 66.67% | 59627791-5 |

3

| | | | | | | | | | | | | | | | |
|--|----|----|----|-----|--------------|----|-----|-----|--------------|------------|--------------|-----------|------------|----|------------|
| | | | | | | | (%) | (%) | | | | | | | |
| | -- | -- | -- | -- | -- | -- | -- | -- | -- | -- | -- | -- | -- | -- | -- |
| | | | | | | | | | | | | | | | |
| | -- | -- | -- | -- | -- | -- | -- | -- | -- | -- | -- | -- | -- | -- | -- |
| | | | | LED | 5,000,000.00 | | 30% | 30% | 2,045,047.02 | 131,663.10 | 1,913,383.92 | 86,106.41 | -86,616.08 | | 59008533-0 |

4

| | | |
|--|--|--|
| | | |
| | | |
| | | |
| | | |

2012 6 30

14.03%

8.19%

5.58%

5.49%

51%

8,280

19.26%

14.03%

14,313.52

33.29%

5

1

2

/

3

4

5

6

2

1

2

1

| | | | |
|--|--|--|--|
| | | | |
| | | | |

2

3

1

2

3**4****5****6****7****1****1**

| | | (%) | | (%) | | (%) | | (%) |
|----|----------------|--------|--------------|-------|----------------|--------|--------------|-------|
| | 0.00 | | 0.00 | | 0.00 | | 0.00 | |
| 1. | 233,173,640.40 | 99.58% | 5,521,156.02 | 2.37% | 214,241,815.51 | 99.54% | 4,799,613.69 | 2.24% |
| | 233,173,640.40 | 99.58% | 5,521,156.02 | 2.37% | 214,241,815.51 | 99.54% | 4,799,613.69 | 2.24% |
| | 994,417.07 | 0.42% | 994,417.07 | 0% | 994,417.07 | 0.46% | 994,417.07 | 0% |
| | 234,168,057.47 | -- | 6,515,573.09 | -- | 215,236,232.58 | -- | 5,794,030.76 | -- |

| | | (%) | | | (%) | |
|-----|----------------|--------|--------------|----------------|--------|--------------|
| 1 | -- | -- | -- | -- | -- | -- |
| | 226,267,944.18 | 97.04% | 4,478,438.50 | 210,475,900.86 | 98.24% | 4,209,518.02 |
| 1 | 226,267,944.18 | 97.04% | 4,478,438.50 | 210,475,900.86 | 98.24% | 4,209,518.02 |
| 1 2 | 5,802,331.38 | 2.49% | 580,233.14 | 3,229,898.98 | 1.51% | 322,989.90 |
| 2 3 | 605,288.23 | 0.26% | 181,586.47 | 42,953.72 | 0.02% | 12,886.12 |
| 3 | | | | | | |
| 3 4 | 408,200.84 | 0.17% | 204,100.42 | 467,433.04 | 0.22% | 233,716.52 |
| 4 5 | 65,391.40 | 0.03% | 52,313.12 | 25,628.91 | 0.01% | 20,503.13 |
| 5 | 24,484.37 | 0.01% | 24,484.37 | | | |
| | 233,173,640.40 | -- | 5,521,156.02 | 214,241,815.51 | -- | 4,799,613.69 |

| | | | | |
|--|------------|------------|------|------------|
| | 994,417.07 | 994,417.07 | 100% | 994,417.07 |
| | 994,417.07 | 994,417.07 | 0% | -- |

2

3**4****5 5****5****6**

| | | | | (%) |
|----|----|---------------|----|--------|
| | | 16,816,115.20 | | 7.18% |
| ,I | | 14,118,000.37 | | 6.03% |
| | | 13,834,379.00 | | 5.91% |
| | | 9,507,962.11 | | 4.06% |
| | | 9,239,349.89 | | 3.95% |
| | -- | 63,515,806.57 | -- | 27.12% |

7**8****9**

2

1

| | | (%) | | (%) | | (%) | | (%) |
|----|--------------|------|-----------|-------|--------------|------|------------|------|
| | 0.00 | | 0.00 | | 0.00 | | 0.00 | |
| 1. | 2,846,146.74 | 100% | 91,986.93 | 3.23% | 2,471,880.73 | 100% | 101,385.61 | 4.1% |
| | 2,846,146.74 | 100% | 91,986.93 | 3.23% | 2,471,880.73 | 100% | 101,385.61 | 4.1% |
| | 0.00 | | 0.00 | | 0.00 | | 0.00 | |
| | 2,846,146.74 | -- | 91,986.93 | -- | 2,471,880.73 | -- | 101,385.61 | -- |

| | | (%) | | (%) | | (%) | | (%) |
|-----|--------------|--------|-----------|-----|--------------|--------|------------|-----|
| 1 | -- | -- | -- | -- | -- | -- | -- | -- |
| | 2,697,346.74 | 94.77% | 53,946.93 | | 2,112,030.73 | 85.44% | 42,240.61 | |
| 1 | 2,697,346.74 | 94.77% | 53,946.93 | | 2,112,030.73 | 85.44% | 42,240.61 | |
| 1 2 | 40,000.00 | 1.41% | 4,000.00 | | 251,050.00 | 10.16% | 25,105.00 | |
| 2 3 | 103,000.00 | 3.62% | 30,900.00 | | 103,000.00 | 4.17% | 30,900.00 | |
| 3 | 5,800.00 | 0.2% | 3,140.00 | | 5,800.00 | 0.23% | 3,140.00 | |
| 3 4 | 5,000.00 | 0.18% | 2,500.00 | | 5,000.00 | 0.2% | 2,500.00 | |
| 4 5 | 800.00 | 0.02% | 640.00 | | 800.00 | 0.03% | 640.00 | |
| 5 | | 0% | | | 0.00 | 0% | 0.00 | |
| | 2,846,146.74 | -- | 91,986.93 | | 2,471,880.73 | -- | 101,385.61 | |

2**3****4****5****5****5****6**

| | | | | (%) |
|--|----|--------------|----|--------|
| | | 503,595.10 | 1 | 17.69% |
| | | 250,000.00 | 1 | 8.78% |
| | | 220,000.00 | 1 | 7.73% |
| | | 219,000.00 | 1 | 7.7% |
| | | 200,000.00 | 1 | 7.03% |
| | -- | 1,392,595.10 | -- | 48.93% |

7**8**

9

3

| | | | | | | (%) | (%) | | | | |
|---|--|--------------------|--------------------|-------------------|--------------------|--------|--------|--|--|--|------------------|
| 1 | | | | | | | | | | | |
| | | 9,892,86 8.25 | 9,892,86 8.25 | | 9,892,86 8.25 | 60% | 60% | | | | 4,753,68 8.77 |
| | | 10,000,0 00.00 | 10,000,0 00.00 | | 10,000,0 00.00 | 100% | 100% | | | | |
| | | 400,000, 000.00 | 400,000, 000.00 | | 400,000, 000.00 | 66.67% | 66.67% | | | | |
| | | 15,000,0 00.00 | 15,000,0 00.00 | | 15,000,0 00.00 | 60% | 60% | | | | |
| | | 10,000,0 00.00 | 0.00 | 10,000,0 00.00 | 10,000,0 00.00 | 66.67% | 66.67% | | | | |
| 2 | | | | | | | | | | | |
| 3 | | | 0.00 | | | | | | | | |
| | | 600,000. 00 | | 574,015. 18 | 574,015. 18 | 30% | 30% | | | | |

3

| L LED | 17,188,226.25 | 15,513,304.36 | 22,518,952.16 | 21,053,091.49 |
|--------|----------------|----------------|----------------|----------------|
| MD LED | 318,705,460.89 | 254,127,618.00 | 399,694,796.83 | 328,569,655.59 |
| | 29,898,993.62 | 16,072,970.08 | 39,275,722.44 | 20,160,456.76 |
| | 64,244,490.41 | 48,366,227.81 | 65,287,981.75 | 44,300,083.26 |
| | 430,037,171.17 | 334,080,120.25 | 526,777,453.18 | 414,083,287.10 |

4

| | 333,985,856.06 | 268,549,402.65 | 419,311,293.91 | 347,868,177.51 |
|--|----------------|----------------|----------------|----------------|
| | 96,051,315.11 | 65,530,717.60 | 107,466,159.27 | 66,215,109.59 |
| | 430,037,171.17 | 334,080,120.25 | 526,777,453.18 | 414,083,287.10 |

5

| | | (%) |
|--|----------------|--------|
| | 52,534,178.27 | 12.14% |
| | 29,898,993.62 | 6.91% |
| | 28,807,467.24 | 6.65% |
| | 21,272,021.37 | 4.92% |
| | 21,120,819.66 | 4.88% |
| | 153,633,480.16 | 35.5% |
| | 153,633,480.16 | 35.5% |

95,807,273.70

18.13%

MD

5**1**

| | | |
|--|--------------|--------------|
| | 4,753,688.77 | 2,589,720.85 |
|--|--------------|--------------|

| | | |
|---|------------------|------------------|
| | 638,093.40 | 0.00 |
| | -4,727,703.95 | -3,142,382.42 |
| | -76,008.01 | -1,014,417.33 |
| | | 0.00 |
| | -16,361,549.56 | -71,409,072.15 |
| | -51,823,517.56 | -175,955,903.96 |
| | 19,388,912.02 | 103,609,909.83 |
| | | |
| | 28,672,258.68 | -60,046,460.51 |
| 2 | -- | -- |
| | | |
| | | |
| 3 | -- | -- |
| | 1,276,068,687.80 | 747,055,439.97 |
| | 844,868,880.22 | 1,343,846,763.77 |
| | | |
| | | |
| | 431,199,807.58 | -596,791,323.80 |

7

1

| | | | |
|--|-------|-------|-------|
| | % | | |
| | 1.99% | 0.098 | 0.098 |
| | 1.57% | 0.077 | 0.077 |

2012 8 14

2012 8 14